


Narrow Media Guide Installation Instructions for 2 Inch C-Series Printers

Media Guide Part Numbers:

CTPG-K907 Narrow Media Guide for 1 inch Wide Media
CTPG-K908 Narrow Media Guide for 1.125 inch Wide Media




Instructions


Step 1:
Open the printer print head mechanism.



Step 2:
Place media guide in printer behind the platen roller with index sensor centered.



Step 3:
Gently press into place.



Step 4:
Thread media through guide and then close/latch print head mechanism.

